

EAST KINGS ROAD FOOTFALL

Week 10, 2026: 09 Mar – 15 Mar

Weekly Footfall Counts

	Year to date %		Year on year %		Week on week %	
	2026	2025	2026	2025	2026	2025
King's Road	-2.9%	-0.5%	0.1%	-3.3%	0.6%	-13.4%
Cadogan Estates	-3.6%	-4.7%	0.0%	-6.6%	17.1%	-10.8%
Greater London	-2.0%	0.4%	-0.5%	0.1%	0.7%	-6.9%
UK	-2.8%	-0.5%	-0.5%	0.6%	-1.0%	-5.9%

Benchmark calculations (Year on Year and Week on Week) have been calculated using like for like data sets (only those counters available in both comparison periods) to ensure statistical accuracy

Footfall Counts by week



■ This Week ■ Previous Year
■ Previous Week ■ 2 Years Ago

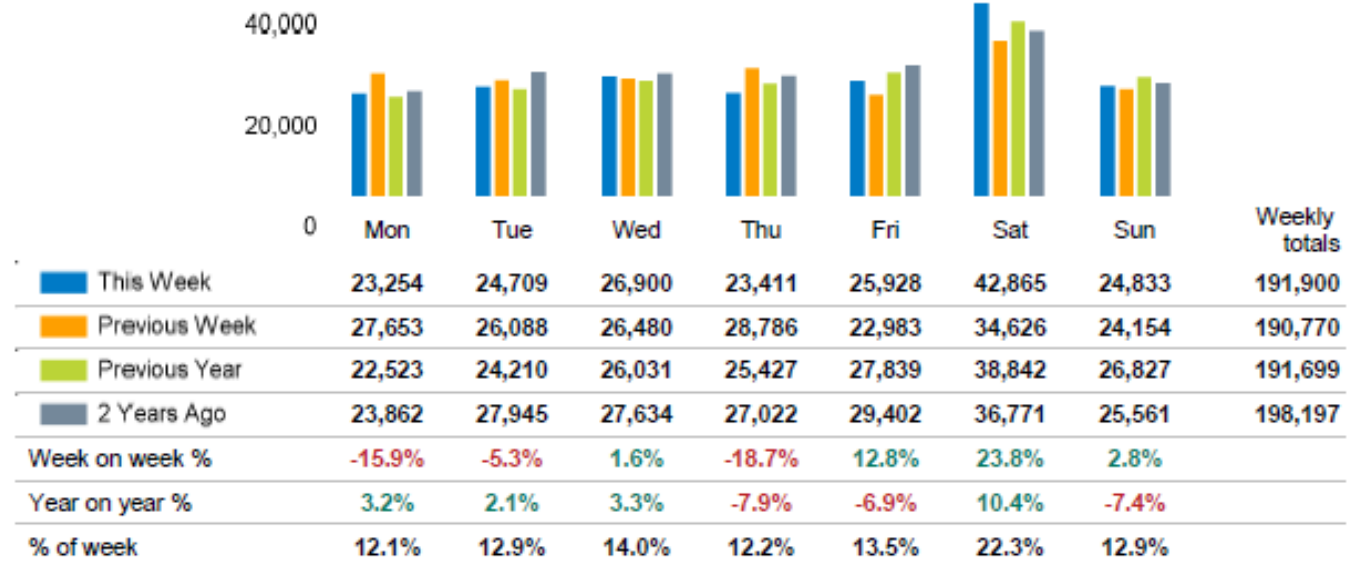
Weather

	Mon	Tue	Wed	Thu	Fri	Sat	Sun
This week	14°	14°	13°	13°	12°	12°	12°
Previous week	16°	16°	15°	18°	18°	13°	10°
Previous year	18°	13°	9°	8°	9°	9°	9°

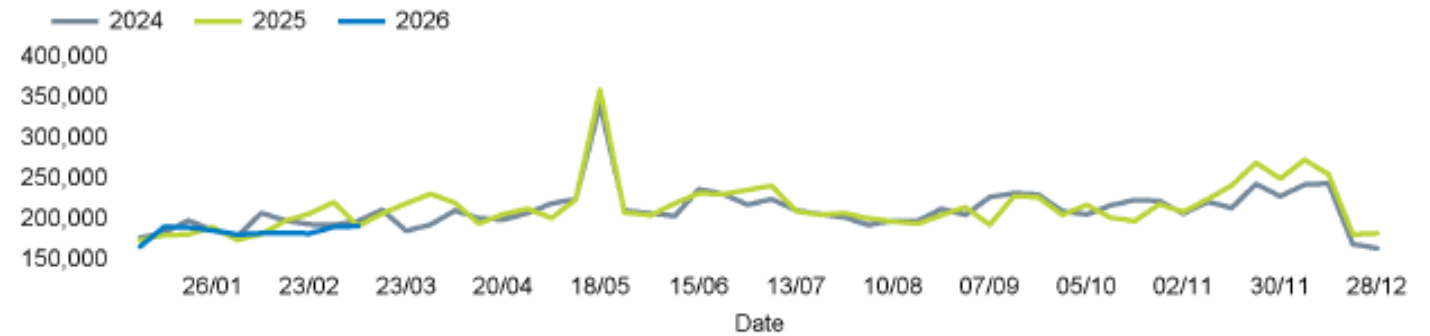
EAST KINGS ROAD FOOTFALL

Week 10, 2026: 09 Mar – 15 Mar

Footfall Counts by day



Footfall Counts by week



EAST KINGS ROAD FOOTFALL

Week 10, 2026: 09 Mar – 15 Mar

Footfall Counts by location

■ This week
 ■ Previous week
 ■ Previous year
 ■ 2 Years ago



This Week	55,807	54,650	43,274	38,169
Previous Week	56,906	53,640	42,502	37,722
Previous Year	57,120	56,093	41,776	36,710
2 Years Ago	57,718	57,389	43,500	39,590
Week on week %	-1.9 %	1.9 %	1.8 %	1.2 %
Year on Year %	-2.3 %	-2.6 %	3.6 %	4.0 %

WEST KINGS ROAD FOOTFALL

Week 10, 2026: 09 Mar – 15 Mar

Weekly Footfall Counts

	Year to date %		Year on year %		Week on week %	
	2026	2025	2026	2025	2026	2025
King's Road, London - Additional	-4.7%	2.2%	-9.0%	1.8%	-7.1%	-10.7%
Greater London	-2.0%	0.4%	-0.5%	0.1%	0.7%	-6.9%
UK	-2.8%	-0.5%	-0.5%	0.6%	-1.0%	-5.9%

Benchmark calculations (Year on Year and Week on Week) have been calculated using like for like data sets (only those counters available in both comparison periods) to ensure statistical accuracy

Footfall Counts by week



■ This Week ■ Previous Year
■ Previous Week ■ 2 Years Ago

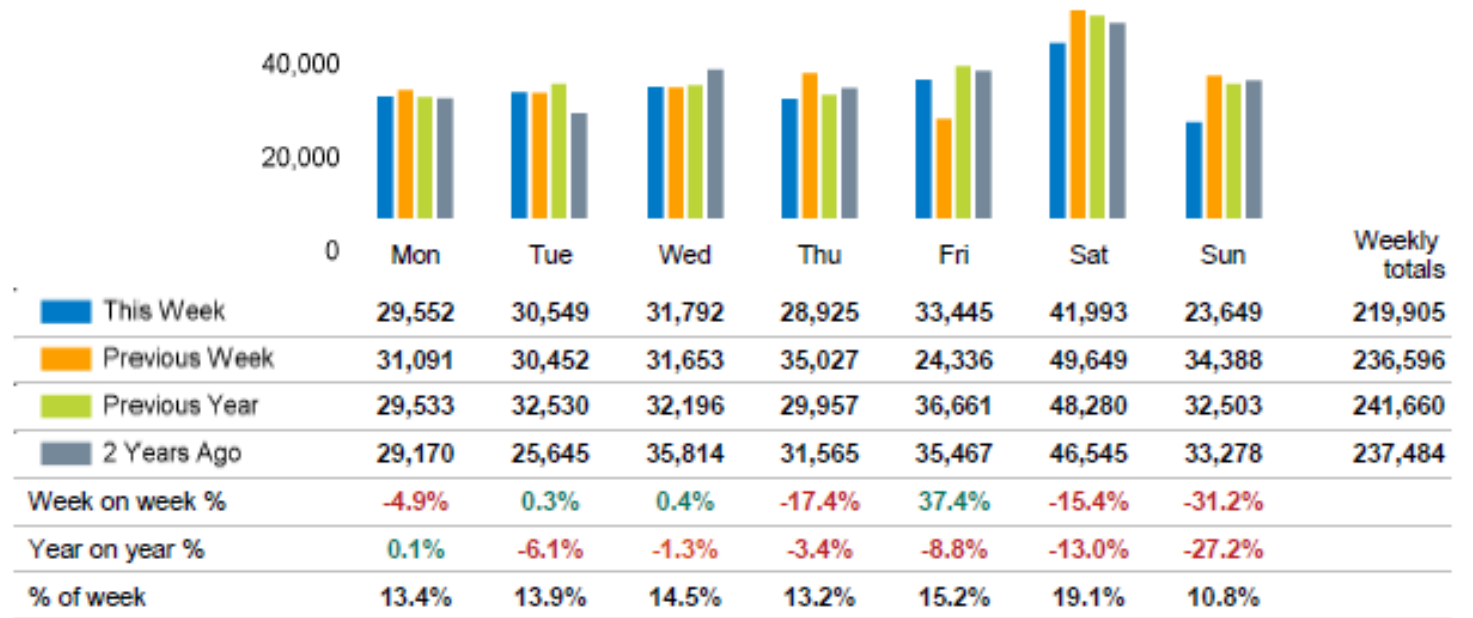
Weather

	Mon	Tue	Wed	Thu	Fri	Sat	Sun
This week	14°	14°	13°	13°	12°	12°	12°
Previous week	16°	16°	15°	18°	18°	13°	10°
Previous year	18°	13°	9°	8°	9°	9°	9°

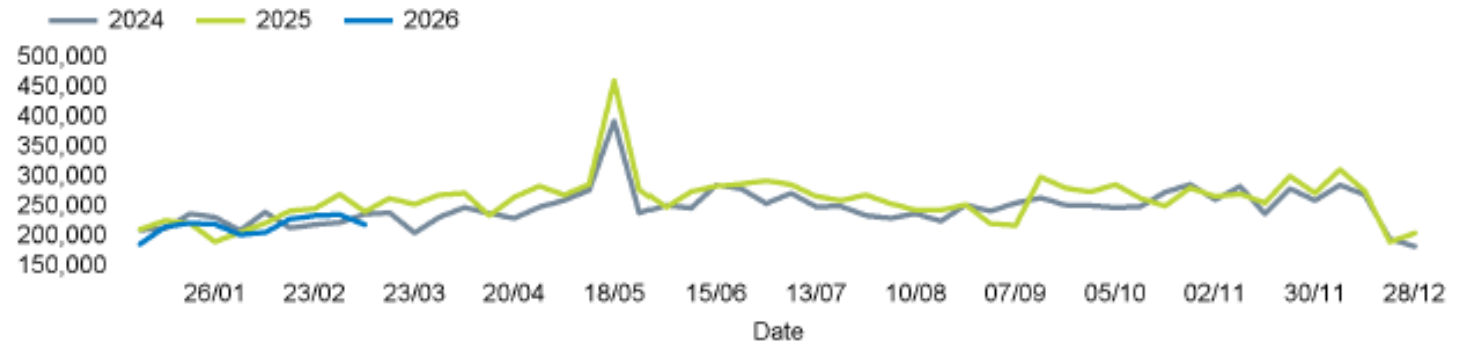
WEST KINGS ROAD FOOTFALL

Week 10, 2026: 09 Mar – 15 Mar

Footfall Counts by day



Footfall Counts by week



WEST KINGS ROAD FOOTFALL

Week 10, 2026: 09 Mar – 15 Mar

Footfall Counts by location

