

FOOTFALL

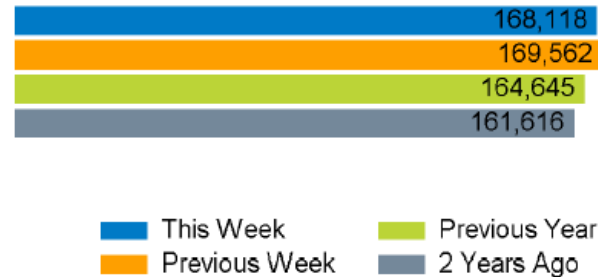
Week 1, 30 Dec – 05 Jan 2025

Weekly Footfall Counts


	Year to date %		Year on year %		Week on week %	
	2025	2024	2025	2024	2025	2024
King's Road	2.1%	1.9%	2.1%	1.9%	-0.9%	5.7%
Greater London	14.5%	6.7%	14.5%	6.7%	-4.1%	-8.0%
UK	5.9%	0.6%	5.9%	0.6%	-7.3%	-3.2%

Benchmark calculations (Year on Year and Week on Week) have been calculated using like for like data sets (only those counters available in both comparison periods) to ensure statistical accuracy

Footfall Counts by week



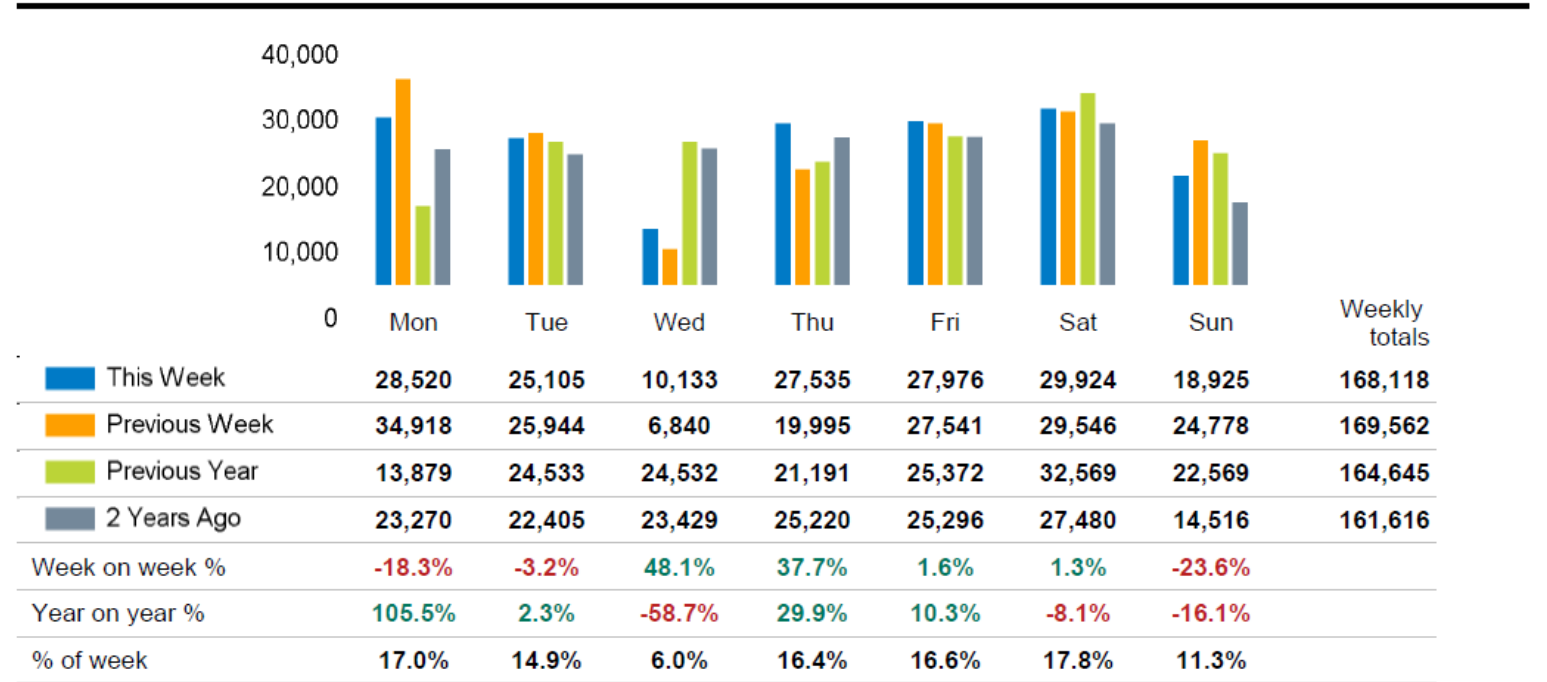
Weather



FOOTFALL

Week 1, 30 Dec – 05 Jan 2025

Footfall Counts by day



Footfall Counts by week

